



COVID-19 Protocol for CMC Schools

February 1- May 1, 2021

All school instructors and participants must agree to comply with this new protocol until further notice from the CMC State Office. The CMC Education Department has the right to cancel a class from the calendar based on a breach of CMC protocol. This protocol is subject to change as we monitor the situation surrounding COVID-19 and new information from expert sources becomes available. For questions or concerns, please contact office@cmc.org for more information.

Step 1: School Planning

Group Size

Group size is limited to 10 students or fewer, not including the school instructor(s).

Field Day Location

In accordance with Governor Polis' new amendment to Executive Order D 2020 044 (See Appendix VI), Colorado Mountain Club instructors can choose field day locations anywhere in Colorado. However, Instructors must honor all local and county closures. Additionally, all CMC members should consider the safety of others when travelling outside their community and protect smaller mountain towns.

Instructors should plan to avoid popular, over-crowded trailheads. We recommend using some of our favorite apps to monitor current trail conditions:

- Lot Spot
- AllTrails
- Strava Hot Spots
- Google Maps
- COTREX

Instructors should identify the nearest hospital to the class location, and make sure it is listed in the class description.

Operating on Public Lands

Instructors are required to have up-to-date knowledge of county and land management agency rules and regulations, including trail and facility closures. Appendix V of this document outlines some helpful resources for staying up to date on current rules, regulations and closures.

When requirements and recommendations vary among different entities, schools should expect to follow the most conservative order.

Permits are required of all schools operating on public lands. As permit holders, instructors are required to adhere to guidance from government officials, land management agencies, and the CMC State Office, including any group size, social distancing, and/or sanitation orders. A permit does not override these orders.

Time

Instructors should schedule field days at times when less people will be recreating outdoors. We recommend weekdays, early mornings and late evenings.

Activity

As per the Third Amendment Public Health Order 20-35 Safer at Home Dial, schools should be limited to activities where a distance of 6 feet or more can be kept at all times. Activities should also be within a participant's risk tolerance. Avoid activities where Colorado Search and Rescue (CSAR) would need to be dispatched if a participant were to become sick or injured. The following table depicts what is permissible versus what is not permissible as an educational offering, including those activities that will require approval from the Education Department, due to social distancing requirements:

Permissible Activities	Prohibited Activities	Requires Approval
A-D hikes Road/mountain bike rides Trail running Fly Fishing Ski mountaineering Backcountry skiing/splitboarding Snowshoes Conservation projects	WFA Class Field Days	Rock Climbing Ice Climbing Technical couloir climbs Mountaineering Navigation Backpacking trips Overnight trips

Indoor Protocol

The American Mountaineering Center (AMC) will open on June 1, 2020, abiding by the CMC protocol in place. Leaders are permitted to use indoor space for classes, as long as the space allows for social distancing and

Revised February 24, 2021. Originally published May 6, 2020.

group size requirements to be met. To see layouts and information on capacity limits for building rooms, please see Appendix VIII. The building will be taking the following precautions as they re-open:

1. Face coverings or masks will be required at all times for all visitors (trip leader, participant, etc.) when inside the building. Masks or face coverings are only permitted to come down to eat or drink, but you must distance yourself 6 feet or more from any other person
2. Limited Building Entry / Exit:
 - a. ENTRY DOORS will be the North Parking Lot doors near the climbing wall.
 - b. EXIT DOORS will be all other doors, locked at the perimeter and labeled "EXIT".
 - c. If you are exiting a LOCKED door, please ensure it is locked once you enter or exit.
3. In heavily trafficked common areas, there will be tape on the floor to promote social distancing.
4. We will be encouraging "one-way" travel on the stairwells between the 1st and 2nd floors and ask that general trail rules be followed on every stairwell, where "one-way" traffic is not possible, by yielding to the uphill traveler.
5. The climbing wall will be open to those instructors and leaders trained in usage. See Appendix IX for the Climbing Wall COVID Guidelines. The following protocols will be in place, specific to climbing:
 - a. Wash hands prior to climbing, and sanitize frequently between climbing and belaying.
 - b. Wear masks or face coverings at all times (yes, even when climbing).
 - c. Keep a physical distance of 6 feet or more between people.
 - i. For those instructors needing to instruct knots, conduct belay tests, or gear fitting, please do so from a distance of 6 feet.
 - ii. For those beginner climbers uncomfortable with belaying, instructors are encouraged to create a backup belay at a distance until the climber is comfortable. See Appendix X for a video on backup belays.
 - d. No chalk (liquid, ball, or powder) is allowed on the climbing wall

Note: instructors are highly encouraged to move course material online. For support and more information, please contact maddiemiller@cmc.org.

Step 2: Pre-School Communication

Liability Waiver

The CMC State Office has created a new liability waiver that includes club protection against liability for exposure to COVID-19 as a potential risk. All participants and trip leaders are required to sign the waiver 24 hours prior to the start of the trip. All participants and instructors are required to sign the waiver 24 hours prior to the start of the school. See Appendix V for the waiver link.

Instructors should email a link to the updated liability waiver to all participants and verify that all participants have signed the waiver prior to the start of the school. Instructors should print out and carry paper copies of the waiver as a back-up.

Participant Screening

Temperature: Participants and instructors are required to take their temperature 24 hours prior to and the morning of the class and report it to the school instructor. If a participant's temperature is above 100.4 degrees per CDC guidelines, they must dismiss themselves from the class. Refer to Appendix IV for a review on Fever's symptoms and definition.

Symptoms: Participants and instructors must cancel themselves from the class roster if they are feeling any symptoms associated with COVID-19 **or** have had contact with anyone known to have symptoms in the last 14 days. Instructors should communicate with each participant prior to the class to ensure they are not experiencing any symptoms. For a complete list of symptoms associated with COVID-19, please refer to Appendix II.

High Risk Individuals: Instructors should communicate with each participant ahead of time to determine if they are at a higher risk for severe illness from COVID-19, as per CDC guidelines. For a complete list of conditions that put people in that high risk category, please refer to Appendix III.

Essential Items

Instructors should carry with them and remind participants to pack the following essential items during their class and/or field day:

- **Mask:** A cloth mask or face covering that covers the individual's mouth and nose completely.
- **Hand hygiene:** Alcohol-based hand sanitizer (70%) or biodegradable soap (with water) is sufficient.
- **Toilet paper:** Instructors should remind participants that public restrooms may be closed, so everyone should be prepared for the inevitable bathroom break.
- **Plastic bag and/or wag bag:** Please pack out all waste.

Do not share any items on a CMC program such as water, food, or first aid supplies.

Carpooling Guidelines

Carpooling is not recommended, unless an individual is traveling with a member of their household. Please see Appendix XI for CDPHE guidelines.

Cancellation Policy Amendment

If at any point a participant feels uncomfortable participating in the course or is experiencing symptoms associated with COVID-19 before the start of the course, they may cancel their enrollment at any time for a full refund.

Step 3: During the Class

Masks

All participants and trip leaders are required to wear a cloth mask that completely covers their mouth and nose. The mask should be worn at all times while indoors, at the trailhead pre-field day, when passing recreators, and when at the trailhead post-field day. If a participant or trip leader would like a break from their mask, this is only permissible outdoors when a distance of 6 feet or greater is achieved between all recreators (CMC or not) while on the trip.

Social Distancing

All participants and instructors must remain at least 6 feet apart from each other and other recreators at all times. Instructors should demonstrate a 6 foot distance for the group. We recommend using a trekking pole with an extended arm.

Operating on Public Lands

If the group arrives at a trailhead, and the parking area is crowded, the group is required to move on to another location. If the Plan B trailhead is also crowded, either move on to Plan C or postpone the field day for a less-busy time.

Ensuring there is 6 feet of distance between participants and other recreators may require stepping off trail as someone passes. Instructors should remind participants to step off trail for a moment, rather than continuing to walk alongside the trail. Walking alongside a trail or on the edge of the trail can cause loss of vegetation, trail widening and braiding, which can lead to erosion. When possible, try to stay on durable surfaces and off vegetation.

Hand Hygiene

All instructors and participants must carry either 70% alcohol-based hand sanitizer or biodegradable hand soap with them at all times. Everyone in the group must wash/sanitize their hands at the trailhead before departing on the hike and upon returning to the trailhead, prior to entering their vehicles.

Disinfecting Gear

Gear must be disinfected before and after every class. School instructors must report to the Education Department before and after each class to confirm the disinfecting of gear. For information on how to disinfect ropes, helmets, carabiners, and other equipment for classes, go to our Appendix VII for disinfecting guidelines.

Bathroom Breaks

Participants and instructors should refrain from using public restrooms. All individuals should dispose of all waste using a wag bag and pack out all toilet paper. Be sure to wash your hands or use hand sanitizer after every bathroom break.

Wilderness First Aid (WFA)

All individuals should practice Body Substance Isolation (BSI) when providing medical care. In order to practice BSI, all instructors must carry the following Personal Protective Equipment (PPE):

- Nitrile/Latex Gloves
- Face mask
- Eye protection
- Plastic resealable bag (to discard used/contaminated PPE)

Instructors must be sure to use the appropriate PPE before they administer WFA to a class participant. CPR is a high-risk environment for COVID-19 exposure, and rescuer safety is a legitimate factor in deciding not to attempt CPR. Compression-only CPR is a legitimate choice in this circumstance if a suitable airway mask is not available. If a mask is used, it should have a one-way valve and a filter. Please refer to Appendix V for additional resources from the American Heart Association's CPR rationale.

If a participant appears symptomatic and/or reports symptoms associated with COVID-19 while on the CMC outing, he or she will be immediately evacuated from the class location. The instructor will immediately end the class and the group will return to the trailhead while maintaining social distancing, mask wearing, and hand hygiene protocols. Refer to Appendix II, III, and IV for a full list of symptoms and key identifying factors for COVID-19.

If a participant appears symptomatic and/or reports symptoms associated with COVID-19 within 14 days after the CMC outing, the person must notify the school instructor. The school instructor will then notify all participants of potential exposure.

Appendix

Appendix I: CMC Requirements vs. Recommendations

Protocol	Requirement	Recommendation
All participants sign liability waiver	<input type="checkbox"/>	
Temperature & symptom check prior to class	<input type="checkbox"/>	

Face mask worn at all times	<input type="checkbox"/>	
Practice hand hygiene	<input type="checkbox"/>	
No carpooling		<input type="checkbox"/>
Maintain a social distance of at least 6 feet at all times	<input type="checkbox"/>	
Location is in an area open for outdoor recreation	<input type="checkbox"/>	
<10 participants, including the school instructor(s)	<input type="checkbox"/>	
Schedule trip for weekdays, early mornings, or late evenings		<input type="checkbox"/>
Choose activities that are lower risk		<input type="checkbox"/>
Disinfecting gear before & after class	<input type="checkbox"/>	
Wilderness First Aid 1. <i>No Rescue Breaths as part of CPR</i> 2. <i>Identify nearest hospitals prior to trip</i> 3. <i>Proper PPE</i>	<input type="checkbox"/>	
Participants notify instructor if symptoms arise post-class, and instructor notifies the group	<input type="checkbox"/>	
Do not use public bathrooms		<input type="checkbox"/>

Appendix II: CDC Symptoms

According to the Center for Disease Control (CDC), people with COVID-19 have had a wide range of symptoms reported – ranging from mild symptoms to severe illness.

Symptoms may appear 2-14 days after exposure to the virus. People with these symptoms may have COVID-19:

- Cough
- Shortness of breath or difficulty breathing
- Fever
- Chills
- Muscle pain
- Sore throat
- New loss of taste or smell

This list is not all inclusive. Other less common symptoms have been reported, including gastrointestinal symptoms like nausea, vomiting, or diarrhea.

Source: <https://www.cdc.gov/coronavirus/2019-ncov/symptoms-testing/symptoms.html>

Appendix III: CDC High Risk Categories

According to the Center for Disease Control (CDC), those at high-risk for severe illness from COVID-19 are:

- People 65 years and older
- People who live in a nursing home or long-term care facility
- People of all ages with underlying medical conditions, particularly if not well controlled, including:
 - People with chronic lung disease or moderate to severe asthma
 - People who have serious heart conditions
 - People who are immunocompromised
 - Many conditions can cause a person to be immunocompromised, including cancer treatment, smoking, bone marrow or organ transplantation, immune deficiencies, poorly controlled HIV or AIDS, and prolonged use of corticosteroids and other immune weakening medications
 - People with severe obesity (body mass index [BMI] of 40 or higher)
 - People with diabetes
 - People with chronic kidney disease undergoing dialysis
 - People with liver disease

Source: <https://www.cdc.gov/coronavirus/2019-ncov/need-extra-precautions/people-at-higher-risk.html>

Appendix IV: Definitions of Fever from CDC

To assist medical and non-medical staff in identifying ill persons, CDC provides the following signs and symptoms that might indicate communicable diseases.

Fever

- CDC considers a person to have a fever when he or she has a measured temperature of at least 100.4 °F [38 °C].
- Fever may be considered to be present if a person has not had a temperature measurement but
 - feels warm to the touch, or
 - gives a history of feeling feverish.

Note: Even though measured temperature is the preferred and most accurate method to determine fever, it is not always possible to do this. In certain situations, other methods of detecting a possible fever should be considered:

- self-reported history of feeling feverish when a thermometer is not available or the ill person has taken medication that would lower the measured temperature.
- appearance of a flushed face, glassy eyes, or chills if it is not feasible to touch the person or if the person does not report feeling feverish.

Source: <https://www.cdc.gov/quarantine/maritime/definitions-signs-symptoms-conditions-ill-travelers.html>

Appendix V: Additional Resources

CMC Liability Waiver	https://waiver.smartwaiver.com/w/5ad11e69247c3/web/
Public Health Orders by County	http://ccionline.org/health-and-human-services/public-health-orders/
Parks & Open Space Closures	https://trails.colorado.gov/
Federal, State and Tribal Outdoor Recreation COVID-19 Resources	https://drive.google.com/file/d/1XnZbk4rsF4GmnVwtCygbyV4cvQ0O-ZUg/view
Find a Hospital	https://cha.com/colorado-hospitals/find-a-hospital/
CDC Face Mask Recommendations	https://www.cdc.gov/coronavirus/2019-ncov/prevent-getting-sick/cloth-face-cover-faq.html
Consideration for CPR	https://cpr.heart.org/-/media/cpr-files/resources/covid-19-resources-for-cpr-training/english/kj1424_covid19_and_cpr_public_200408_ac.pdf?la=en
Visitor Use Monitoring Apps	Lot Spot: https://lotspot.co/ AllTrails: https://www.alltrails.com/ Strava Heatmap: https://www.strava.com/heatmap Google Maps: https://www.google.com/maps

Appendix VI: Pertinent Amendments

1. Executive Order D 2020 044 is amended as follows:
 - a. Replace paragraph II.H.2.ii. with the following:

“Travel to within their local community or as necessary to access outdoor recreation areas. If travelling outside their community, Coloradans are urged to honor all restrictions in place at their destination and avoid travel to counties or municipalities that issue travel restrictions.”

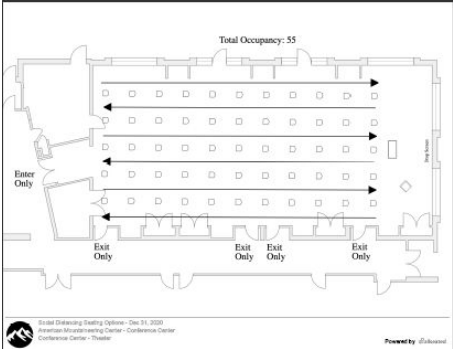
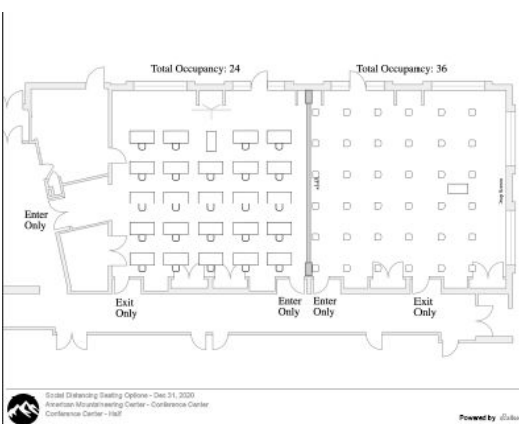
<https://www.colorado.gov/governor/sites/default/files/inline-files/D%202020%20079%20Extending%20Safely%20At%20Home.pdf>

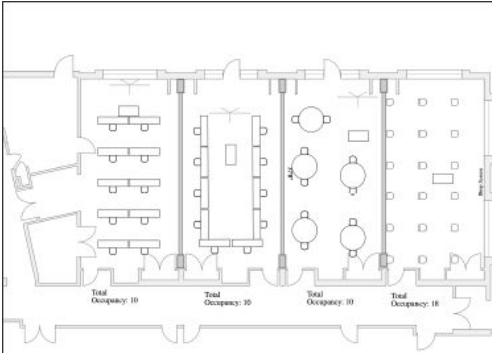
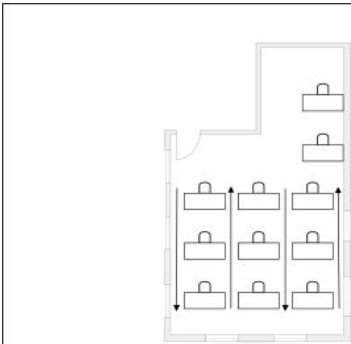
Appendix VII: Disinfecting Gear

Guidance for Cleaning & Disinfecting	CDC	https://www.cdc.gov/coronavirus/2019-ncov/community/cleaning-disinfecting-decision-tool.html
Disinfecting Ropes	Maxim Ropes	https://www.maximropes.com/hom

		e/tech_info/covid_19_rope_disinfection/
Disinfecting & Cleaning Climbing Equipment	Rock & Ice	https://rockandice.com/climbing-news/cleaning-and-disinfecting-climbing-equipment/
List of Rock Gear Manufacturers Guidelines for Disinfecting Equipment	Challenge Design	https://www.challengedesign.com/blog/gear-manufacturers-statement-regarding-cleaningsanitizing/

Appendix VIII: Building Capacity

Room Name	Capacity	Layouts
Full Conference Center	55 with Theater Layout (recommended)	
Half Conference Center	24 - 36	

Single Conference Room	10 - 18	
Foss Auditorium	40 - 50	Fixed theater seating; maintain a six-foot distance in between patrons
Baker Classroom	11	
Drumwright	4	Maintain a six-foot distance in between patrons

Appendix IX: Climbing Wall Guidelines



Appendix X: Backup Belay

Learn how to support a brand new belayer using a backup belay with instruction from the American Mountain Guides Association. Note: this example does not display social distancing. Adjust accordingly to maintain 6 feet of distance between parties. <https://www.youtube.com/watch?v=Uuv1B-C1Ziw>

Appendix XI: Carpooling Guidelines

Consult the Seventh Amended Public Health Order 20-36 COVID-19 Dial. Appendix K refers to the carpooling policy for Outdoor Guided Services. This guidance can be found [here](#).

For vehicles used to transport patrons, the following requirements apply:

1. No closed-air vehicles or tours are allowed, as windows must remain open
2. during the transport or tour.
3. Limit smaller vehicles or crafts to two household units not including
4. guides. Where a distance of 6 feet can be ensured between household

Revised February 24, 2021. Originally published May 6, 2020.

5. units, more than two households per vehicle/craft are permitted.
6. Limit passenger buses and vans to no more than 50% capacity, or less if distancing requirements cannot be met between groups, and prohibit use
7. of the seat behind the driver.